

Compact Sensor Station

Part #9015047



Overview:

The Compact Sensor Station provides real time weather information to an animeo IP system. A single Compact Sensor Station unlocks powerful environmental automation for an entire animeo IP system. Containing six independent sensors, the Compact Sensor Station monitors wind speed, rain, temperature, and three directions of sun intensity. Any of these sensors can be used in the animeo IP Visual Configuration software to configure Security and Comfort Functions automatically adjusting window coverings ensuring energy efficient building operation.

The Compact Sensor Station connects directly to the Sensor Bus on an animeo IP Building Controller or Sub Controller. Powered through the SDN Bus Power Supply (Part# 1822440, sold separately), the compact sensor connects with only a single wire which provides communication and power. Configuring the Compact Sensor Station is done through animeo IP's New Configuration Wizard. The wizard automatically finds the station, without having to specify where it in the system it is located. Once discovered the sensor is simply named and it is amiable for use anywhere in the animeo IP configuration.



Features Summary:

- Six independent Sensors
 - Wind Speed
 - Heated Rain
 - Temperature
 - Sun intensity (3)
- Auto-discoverable
- Pole or wall mountable
- Weather tight RJ45 connector

Technical Specifications:

- Input: 24V DC (SDN Bus Power)
- Power Consumption: 150mA
- Material: TBD
- Dimensions: 4.64" L x 3.77" W x 3.03" H
- IP Rating: 44
- Operating Temperature Range: -22° F to 122° F
- IEC Application Protection: Class II
- CE
- Shipping Weight: 1 lb.

Sensor Specifications:

- Sun Sensor
 - Resolution: 1k lux
 - Range: 1k lux to 65k lux
- Rain
 - Heating: 1.2 W when raining or Temperature is below 50F
 - Range: Toggle, Rain/ no Rain
- Temperature
 - Resolution: 1.8F
 - Range: -22F to 122F
- Wind
 - Range 1.1 mph to 44.9 mph

What's in the Box:


- Compact Sensor Station
- Instructions with insert
- Mounting Bracket

Optional Accessories:

- Bus & Sensor Station Power Supply #1822440
- animeo IP Building Controller #1822314
- Roof Mounting #9014300

Connections and Indicators:

FRONT SIDE



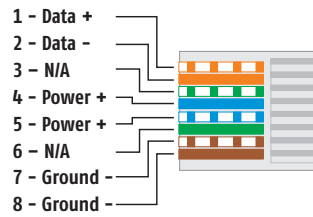
BACK SIDE



ELEMENT	FUNCTION
1 Sensor Bus Connection	RJ45 connection for data + power (SDN Bus w/ power)
2 Sun Sensor	Western Sun Sensor (sensor mounting Southern Exposure)
3 Sun Sensor	Southern Sun Sensor (sensor mounting Southern Exposure)
4 Sun Sensor	Eastern Sun Sensor (sensor mounting Southern Exposure)
5 Rain Sensor	Heated Rain Sensor
6 Wind Sensor	Wind Sensor
7 Temperature Sensor	Temperature Sensor
8 Mounting Bracket	Wall or Pole mount bracket

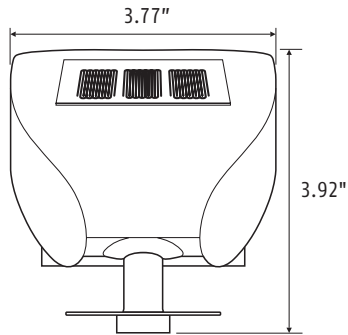
Cable Pinouts:

Sensor Bus Connection (SDN Pinout)

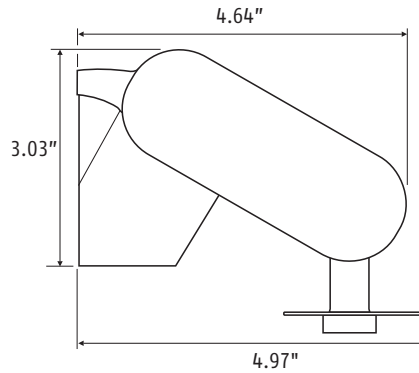


Dimensions:

FRONT VIEW

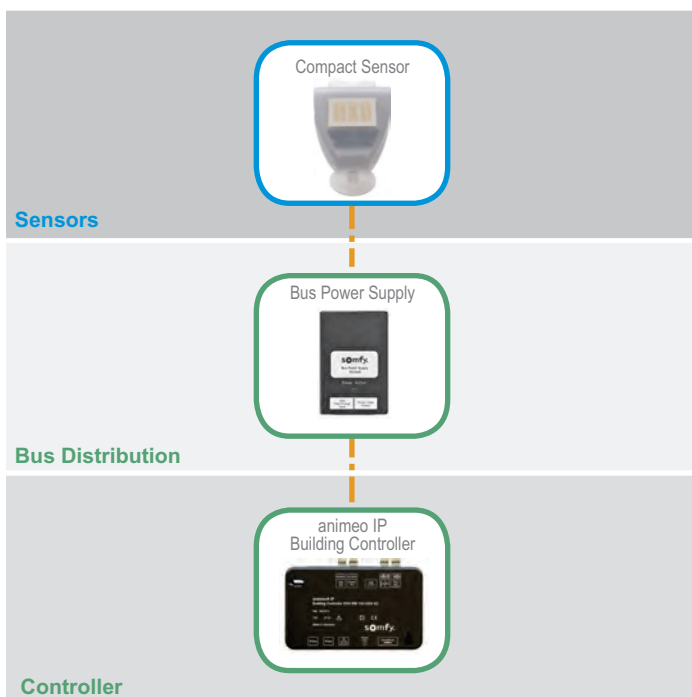


SIDE VIEW

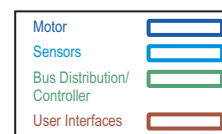


Wiring Best Practices:

The Compact Sensor Station has a single SDN connection which is utilized for communication and power. The sensor connects through the Sensor Bus of any Building controller or Sub Controller in the animeo IP network, it is powered through the SDN bus Power Supply (Part# 1822440, Sold Separately). To connect, use the individual conductors of a cat 5 cable, connect Orange to A and White orange to B on the terminal block of the Building Controller or Sub Controller SDN Sensor bus. then using an RJ-45 connect to the Data passthrough port on the SDN Bus Power Supply, then the Power/Data Output of the Bus Power supply to the Female RJ-45 on the Compact Sensor. It is recommended that wires connecting the Sensor to a building controller or Sub controller does not total more than 150 ft.



Component Types



Wiring Connection Types

