

# Data Hub

Item #: 1870262



## OVERVIEW:

The **Data Hub** is a Somfy Digital Network™ (SDN) bus distribution component which adds 5 device ports to an SDN Bus line. The device ports support wire stubs with a maximum length of 30 ft. A wire stub is an extension of the bus segment which connects the bus line to the user interfaces, motors or integration devices. The wire stubs consist of any devices which split away from the main bus distribution line in a system. A connected device can include a keypad, Radio Technology Somfy (RTS) receiver, motor or Somfy Connect™ product.



## SOMFY DIGITAL NETWORK SYSTEM OVERVIEW:

**Somfy Digital Network (SDN)** is Somfy's intelligent wired shading network. An SDN system is comprised of bus distribution devices that create a network for user interfaces, motorized applications and sensors to be connected. SDN is scalable, and suitable for both small and large projects, and the same components are used whether an SDN system remains standalone, integrated into third party automation systems, or with Somfy's animeo® IP automated total solar management system.

## TECHNICAL SPECIFICATIONS:

- Input: SDN Bus Power
- SDN Power Units: Consumes 1 Power Unit
- Material: ABS
- Operating Temperature Range: Ambient temperature
- Dimensions: 4" L x 2.13" W x .90" H
- Maximum Wiring Distance: 30 ft. per device port
- Shipping Weight: 1 lb.
- Indoor use only

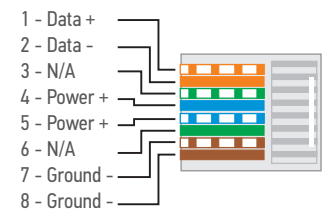
## FEATURES SUMMARY:

- Adds 5 device ports to the SDN bus line
- Wiring stub length up to 30 ft.
- Powered by the SDN Bus Line
- Includes bus segment status LEDs for:
  - Power
  - Communication
  - End of line notification
- Protects system components from miswire
- Automatic segment termination

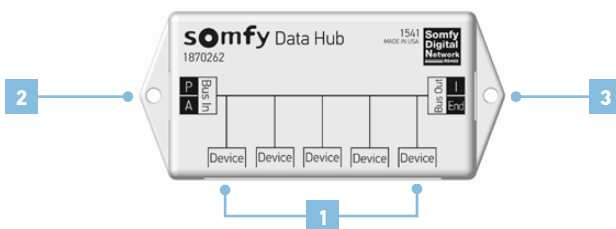
## WHAT'S IN THE BOX:

- Data Hub
- Instructions

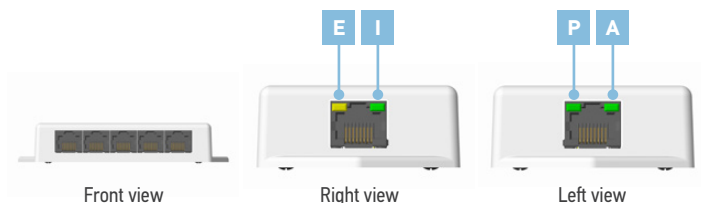
## CABLE PINOUTS:



## CONNECTIONS AND INDICATORS:

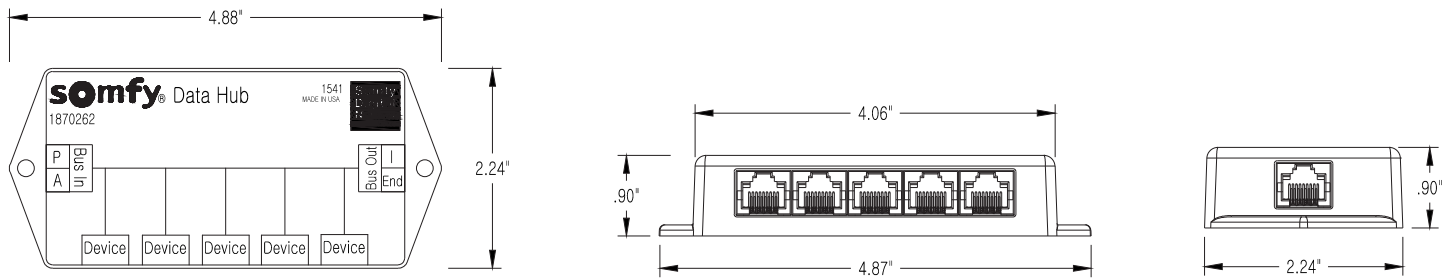


ELEMENT	FUNCTION
1 <b>Device Port</b>	5 device ports to the SDN system (each port has 30 ft. wire length limitation)
2 <b>SDN Bus Input</b>	Input for bus signals
3 <b>SDN Bus Output</b>	Output for bus signals



LED Indicators				
LABEL	ELEMENT	COLOR	FUNCTION ON	FUNCTION OFF
P	<b>Bus Power</b>	Green	Power	No Power
A	<b>A (activity)</b>	Green	Data	No Data
I	<b>I (idle)</b>	Green	No Data	Data
E	<b>End (end of line)</b>	Yellow	End of bus	Not End of bus

## DIMENSIONS:



## BEST WIRING PRACTICES

The diagram shown below is meant for illustrative purposes to show the connections from product to product. This device could be used in other configurations than shown below.

- Adds 5 device ports to a system
- Wiring stubs cannot exceed 30 ft.

