

Extender

Item #: 1870261



OVERVIEW:

The **Extender** is a Somfy Digital Network™ (SDN) bus distribution component that is used to refresh a segment's capacity or to create a new bus segment in the middle of an existing bus segment. The Extender's additional isolated bus segment supports 255 devices and 4000 ft. of bus wiring per segment, and supplies 100 power units. Additional isolated bus segments enable bus line extension for hard-to-reach places over an extended distance.



SOMFY DIGITAL NETWORK SYSTEM OVERVIEW:

Somfy Digital Network (SDN) is Somfy's intelligent wired shading network. An SDN system is comprised of bus distribution devices that create a network for user interfaces, motorized applications and sensors to be connected. SDN is scalable, and suitable for both small and large projects, and the same components are used whether an SDN system remains standalone, integrated into third party automation systems, or with Somfy's animeo® IP automated total solar management system.

TECHNICAL SPECIFICATIONS:

- Input: 24V DC 1.25A (Included Power Supply)
- Output: 100 SDN Bus Power Units
- Material: ABS plastic
- Dimensions: 4" L x 2.13" W x 0.90" H
- Maximum Wiring Distance: 4000 ft. new bus segment length
- Operating Temperature Range: Ambient temperature
- Shipping Weight: 1 lb.
- Indoor rated

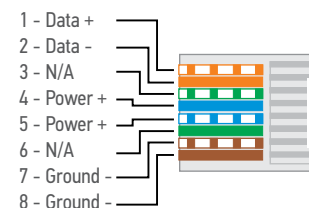
FEATURES SUMMARY:

- Create one isolated SDN bus segment
- Bus output to continue original bus segment
- Provides 100 power units to the new bus segment
- Includes bus segment status LEDs for;
 - Power
 - Communication
 - End of line notification
- Protects system components from miswire
- Automatic segment termination

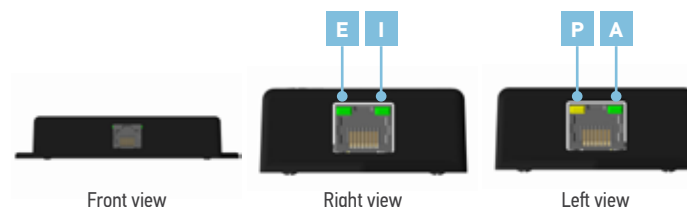
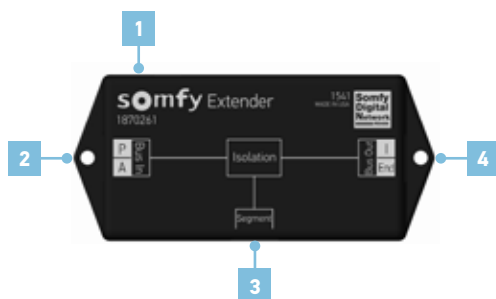
WHAT'S IN THE BOX:

- Extender
- Power Supply (Part #1870096)
- Instructions

CABLE PINOUTS:



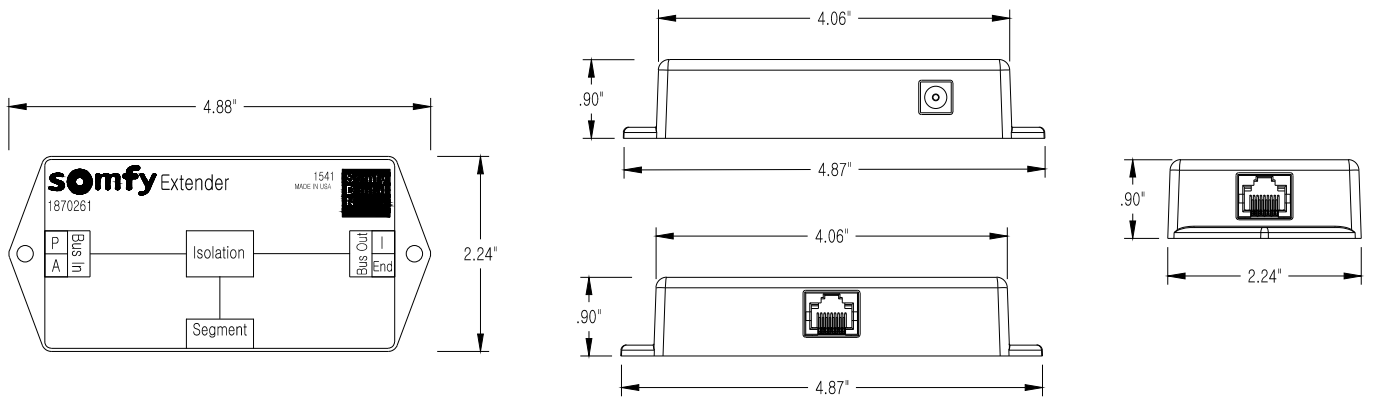
CONNECTIONS AND INDICATORS:



ELEMENT	FUNCTION
1 24V DC Power Input	Provides power to segment
2 SDN Bus Input	Input for bus signals
3 SDN Bus Output	Output for bus signals
4 Segment Output	Start of a new bus segment

LED Indicators				
LABEL	ELEMENT	COLOR	FUNCTION ON	FUNCTION OFF
P	Bus Power	Green	Power	No Power
A	A (activity)	Green	No Data	Data
I	I (idle)	Green	Data	No Data
E	End (end of line)	Yellow	End of bus	Not End of bus

DIMENSIONS:



BEST WIRING PRACTICES

The diagram shown below is meant for illustrative purposes to show the connections from product to product. This device could be used in other configurations than shown below.

- Create a new bus segment in the middle of a run or split a bus
- Adds:
 - 4000 ft. of wiring
 - 255 devices
 - 100 power units

