

METAL CEILINGS

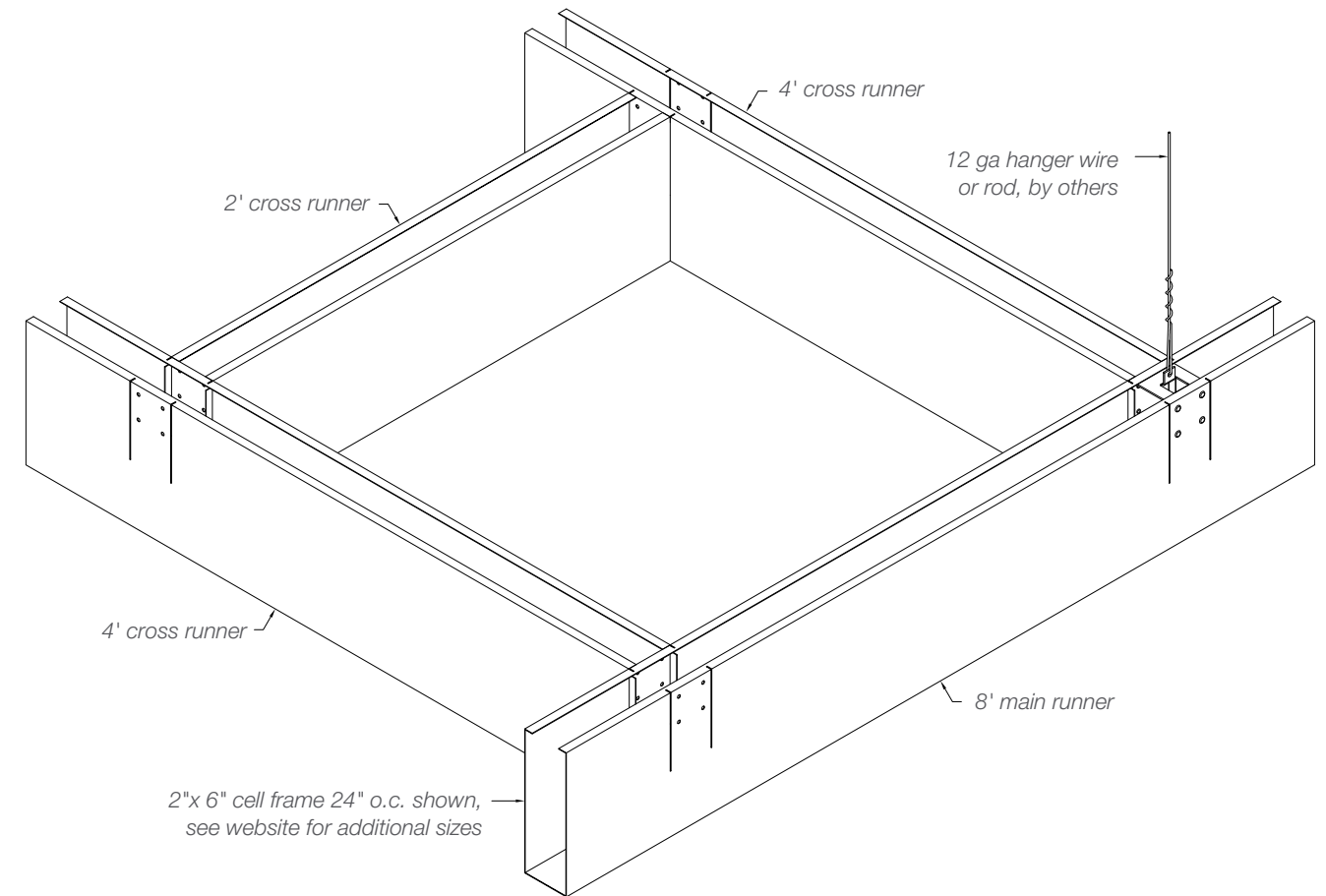
CELL FRAME



Cell Frame metal ceilings offer the clean look of structural beams, with unrestricted access to lighting, HVAC, sprinklers, speakers, and security systems in a variety of profiles, sizes, configurations, and finishes.

Project: Sears Grand, Las Vegas, NV; Cell Frame

TYPICAL ISOMETRICS




KEY FEATURES

- Two-directional plenum mask
- Interlocking components assure tight, rigid assembly
- Wide variety of beam profiles and module configurations
- Waste reduction with factory fabricated dimensional material
- Downweight: reduce dead load with lightweight aluminum
- Easy plenum access
- Compatible with industry standard lighting, HVAC, speaker, fire safety, and security services

COLORS & FINISHES

Standard colors Natural and Cotton White shown. Client-specific colors available. Minimum quantities may apply. Colors are for illustrative purposes. See page 178 for all colors and finishes.

Standard colors



Natural



Cotton White

Custom colors




Custom


Woodwright™ finishes include our painted wood-look finishes and laminated wood-look films. See page 180 for all finishes.



Maple



Cherry



Walnut

PHYSICAL DATA

- Substrate:** Aluminum
- Warranty:** 1 year
- Seismic rating:** Zones A,B,C,D,E,F
- Fire rating:** Class A Fire Rated per ASTM E84
  - Painted or anodized metal: Flame spread: ≤ 25, Smoke ≤ 50
- Weight:** Varies 0.5 – 2.0 lbs./sq.ft.
- Wind load:** Per code (for exterior applications)
- Recycled content:** Up to 85%
- Light reflectance (LR) Coefficient per ASTM E1264 & ASTM E1477:**
  - Cotton White: LR = 0.81

BIM

REVIT files available for BIM contributions, see website for details.

LEED V4 CREDITS

- MR:** Building Product Disclosure
- EQ:** Low-Emitting Materials
- EQ:** Indoor Air Quality Assessment

CERTIFICATIONS

GREENGUARD Gold Certified  
HPDs & EPDs – available upon request