




When heavier-duty, non-accessible metal soffits are required, Exterior Planks can provide solutions.

KEY FEATURES


- Panel sizes:
 - 6" to 24" widths up to 120" long
- Square-edge design
- Waste reduction with factory fabricated dimensional material
- Downweight: reduce dead load with lightweight aluminum
- Non-accessible

COLORS & FINISHES

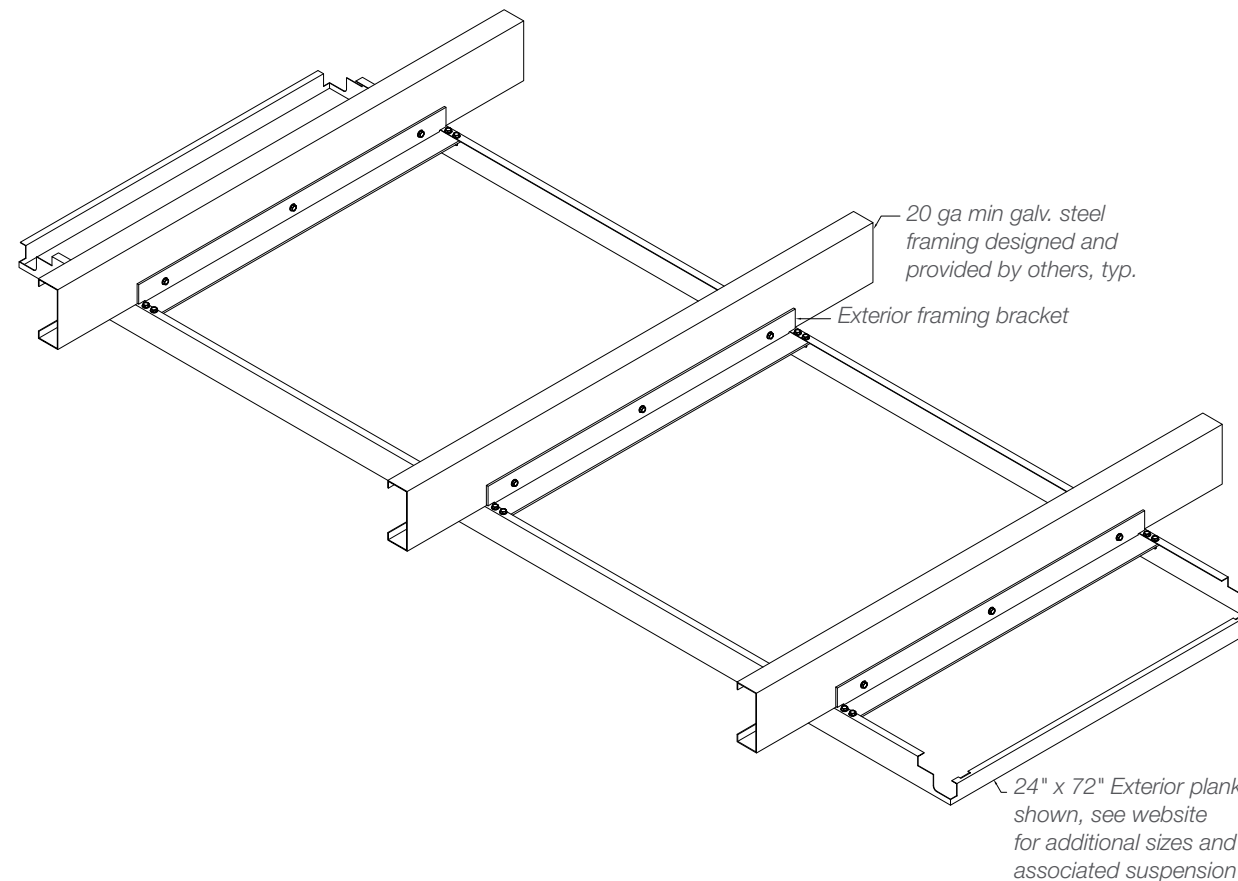
Standard colors Natural and Cotton White shown. Client-specific colors available. Minimum quantities may apply. Colors are for illustrative purposes. See page 178 for all colors and finishes.



Woodwright™ finishes use our painted wood-look finish. See page 180 for all finishes.



TYPICAL ISOMETRICS



PHYSICAL DATA

- Substrate:** Aluminum
- Warranty:** 1 year
- Seismic rating:** Zones A,B,C,D,E,F
- Fire rating:** Class A Fire Rated per ASTM E84
 - Painted or anodized metal: Flame spread: ≤ 25, Smoke ≤ 50
- Weight:** Varies
- Wind load:** Per code
- Recycled content:** Up to 85%
- Light reflectance (LR) Coefficient per ASTM E1264 & ASTM E1477:**
 - Cotton White: LR = 0.81

BIM
REVIT files available for BIM contributions, see website for details.

LEED V4 CREDITS

- EA:** Optimize Energy Performance
- MR:** Building Product Disclosure
- EQ:** Low-Emitting Materials
- EQ:** Indoor Air Quality Assessment

CERTIFICATIONS
GREENGUARD Gold Certified
HPDs & EPDs – available upon request

Project: St. Luke's Professional Building, Houston, TX; Exterior Plank