


CHM82 5/8" Aluminum Horizontal Blinds




Our Model CHM82 micro aluminum blind provides a distinctly different look with a 5/8" slat. Delivering good light control with 12mm tape spacing and heavy-duty 5/8" x .008" slats, the CHM82 also has a sturdy steel headrail that accommodates narrow mounting depths.

KEY FEATURES


- 1" x 1" x .024" Headrail
- Heat-treated, spring-tempered aluminum slats
- Clutch tilter prevents over-rotation of slats
- Closed oval steel bottom rail provides optimal strength to prevent bowing
- Slats contain 95% recycled aluminum content and are GREENGUARD GOLD Indoor Air Quality Certified®
- Cord stop to single cord pull
- Lifetime Guarantee




885 Flex White




110 Gloss White



974 Pearl




002 Alabaster




973 Antique White




269 Chenille



205 Fawn



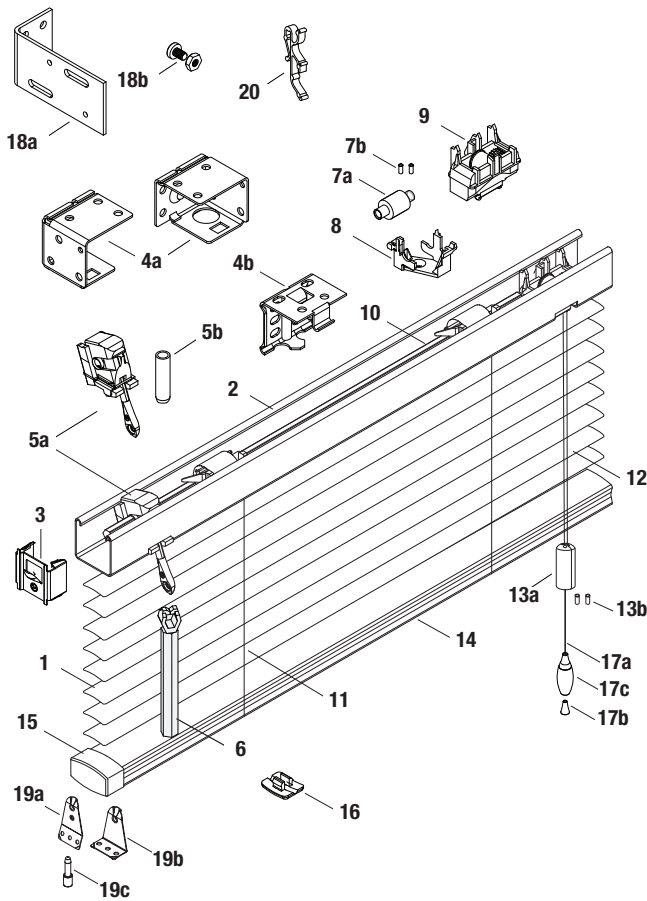
064 Bronze



Perforated Slat*

* Note: when ordering, please specify color #, color name. Longer lead times apply.

HunterDouglas 
Architectural



STANDARD COMPONENTS:

1. Slat
2. Headrail
3. End Lock
- 4a. Box Installation Bracket
- 4b. Intermediate Support Bracket
- 5a. Wand Tilter
- 5b. Tilter Protector
6. Wand
- 7a. Tape Roll
- 7b. Tape Locators
8. Tape Roll Support
- 9a. Cordlock Snap-In
- 9b. Cordlock Adapter
- 9c. Separator Snap-In
10. Tilt Rod
11. Cable Tape Ladder
12. Lift Cord 1.4mm
- 13a. Cord Stop
- 13b. Safety Tassel Grommet
14. Bottom Rail
15. Bottom Rail End Cap
16. Tape Button
- 17a. Lift Cord
- 17b. Conical Tassel Washer
- 17c. Tassel

OPTIONAL COMPONENTS:

- 18a. Extension Bracket
- 18b. Extension Bracket Screw and Nut
- 19a. Hold-Down Bracket (Jamb)
- 19b. Hold-Down Bracket (Sill)
- 19c. Hold-Down Pin
20. Valance Clip

PRODUCT SPECIFICATIONS

PART 2 – PRODUCTS

2.01 ACCEPTABLE MANUFACTURER

- A. Hunter Douglas Architectural / 13915 Danielson St., Ste.100/ Poway, CA 92064 / Phone: 800-727-8953 / Fax: 800-205-9819 / Website: HDarchitectural.com or architect approved equivalent.
- B. Product substitutions must be approved by architect minimum of 30 days prior to close of bid.

2.02 1" MINI HORIZONTAL ALUMINUM BLINDS

- A. **PRODUCT:** Hunter Douglas "CHM82 5/8" Aluminum Blind"

B. MATERIALS:

1. **SLATS:** 5/8" wide x .008" thick, heat-treated and spring tempered (except 5000 series alloy on metallized finishes) aluminum alloy 6011 with eased corners and manufacturing burrs removed. Product to have a minimum of 95% pre-consumer recycled content. Furnish not less than nominal 25 slats per foot to ensure tight closure and light control. Finish with manufacturer's standard baked-on finish in colors selected by architect from manufacturer's available contract colors utilizing Dust Shield™ finish to inhibit dust build-up for easier maintenance.
2. **SLAT SUPPORT:** Braided ladders of 100% polyester yarn color compatible with slats and spacing of ladder no more than 12mm.
3. **HEADRAIL:** U-shaped profile with rolled edges, measuring 1" x 1" x .024" constructed of corrosion resistant steel and providing a sleek beveled edge valance-free design. Internally fit with components required for specified performance and designed for smooth, quiet, trouble-free operation. Headrail finish to be standard baked-on polyester and to match slats. Ends fitted with .024" steel end lock with adjustable tab for centering blinds.
4. **BOTTOM RAIL:** Steel, with corrosion-resistant finish formed with double-lock seam into closed oval shape for optimum beam and torsional strength. Ends fitted with color-coordinated engineered polymer caps. Color-coordinated engineered polymer tape buttons secure the ladder and cord. Bottom Rail finish to be standard baked-on polyester color coordinated to slats.

5. **LIFTING MECHANISM:** Crashproof cordlock in engineering polymer housing with nickel-plate die-cast bearing surface and brass locking clips, two-ply polyester cord filler in braided polyester jacket lift cords, cord equalizers, cordlock adapter, and Cord Stop/Single Pull Cord . Located on either side of individual blind unit as per architect's request.
6. **TILTING MECHANISM:** Permanently lubricated die-cast worm and gear type tilter gear mechanism in fully enclosed housing with clutch action to protect ladder tapes from over rotation of the solid steel, corrosion resistant tilt rod.
7. **TILT CONTROL WAND:** Tubular construction 9/32" diameter extruded clear acrylic hexagonal, and detachable without tools. Located on either side of individual blind unit as per architect's request.
8. **MOUNTING HARDWARE:** Manufacturer's standard .040" steel box brackets with baked-on polyester finish to match headrail with additional support brackets for blinds over 60" wide.
9. **ADDITIONAL AVAILABLE OPTIONS:** Limited Tilt, Ring Pulls, Pivot Plates, Pocket Brackets, Color Striping, 2 or 3 Blinds on 1 Headrail, Valance, Side Channels (limited colors available), Hold Down Brackets, Cutouts, Perforated Slat.

2.03 FABRICATION

- A. Blind measurements shall be accurate to within + 1/8" or as recommended in writing by manufacturer.

2.04 FINISHES

- A. **SLAT** finish selection from the following: 002 Alabaster, 064 Bronze, 110 Gloss White, 205 Fawn, 269 Chenille, 748 Shadow Gray, 885 Flex White, 973 Antique White, 974 Pearl.
- B. **SLAT SUPPORT** braided ladders shall be color coordinated with slat.