

# Duette® FR Honeycomb Shades




The durable, energy-efficient design of Duette® FR Honeycomb Shades makes them an ideal choice for healthcare and assisted living centers, government/military buildings, and a wide range of public spaces.

## KEY FEATURES

- GREENGUARD GOLD certified for low-emitting products
- Fabrics meet all requirements of NFPA 701 small scale flammability testing for commercial applications
- Energy-efficient honeycomb design
- Fabric covered headrail standard with LiteRise® and EasyRise™
- Motorization available
- Lifetime Guarantee



## Fabrics: 3/4" Opaque (D23)




951 Daisy White




457 Journal




682 Platinum



989 Bisque



687 Toasted Almond



695 Autumn Harvest



686 Truffle


## Fabrics: 3/4" Semi-Opaque (D22)




951 Daisy White




457 Journal




907 Beach Shells




989 Bisque




682 Platinum



713 Pearl Gray




733 Patina Gray



687 Toasted Almond



695 Autumn Harvest



686 Truffle



750 Graphite

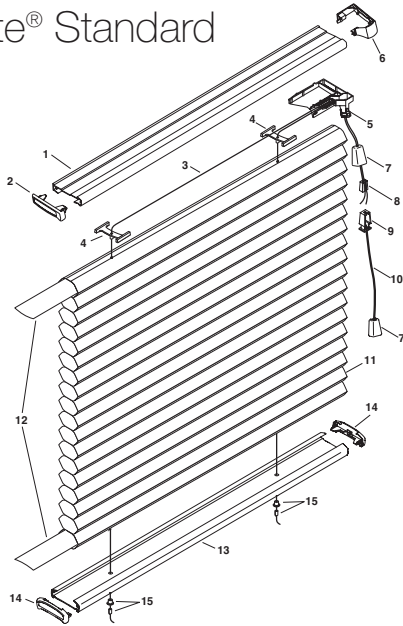


749 Black Onyx

**HunterDouglas**   
Architectural

## Duette® Standard

Fig.1

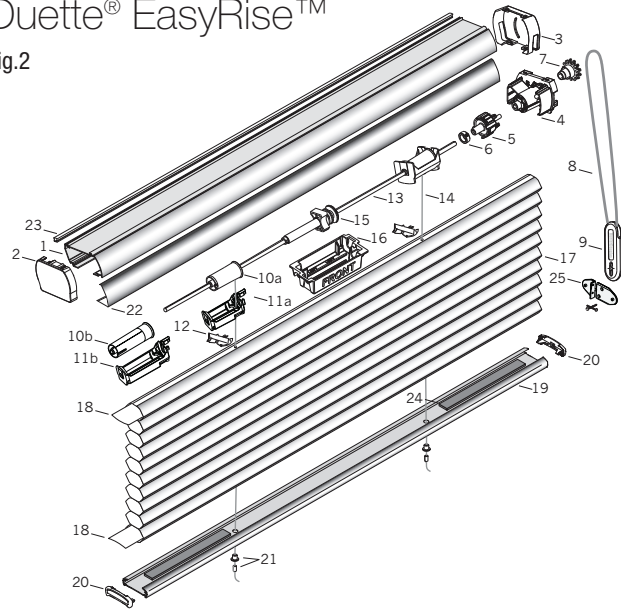


### STANDARD COMPONENTS: (Fig.1)

- |                           |                          |
|---------------------------|--------------------------|
| 1. Headrail               | 10. Tassel Cord          |
| 2. Headrail End Cap       | 11. Fabric               |
| 3. Ultrawear™ Cord        | – 3/4" Pleat Semi-Opaque |
| 4. Cord Guide             | – 3/4" Pleat Opaque      |
| 5. Cordlock Body          | 12. Filler Strip         |
| 6. Cordlock Cover         | 13. Bottom Rail          |
| 7. Universal Cover/Tassel | 14. Bottom Rail End Cap  |
| 8. Cord Equalizer         | 15. Pocket & Ferrule     |
| 9. Equalizer Housing      |                          |

## Duette® EasyRise™

Fig.2



### EASYRISE™ COMPONENTS (Fig.2)

- |                                  |                                |
|----------------------------------|--------------------------------|
| 1. Headrail                      | 13. V-Shaft                    |
| 2. Headrail End cap              | 14. 0.9mm Cord                 |
| 3. Clutch Mount Cover            | 15. Drop Stop Assembly         |
| 4. Clutch Mount Assembly         | 16. Drop Stop Housing          |
| 5. Gear Box Assembly             | 17. Fabric                     |
| 6. Locking Collar with Set Screw | 18. Filler Strip               |
| 7. Cord Sprocket                 | 19. Duette® Bottom Rail        |
| 8. Cord Loop                     | 20. Duette Bottom Rail End Cap |
| 9. Universal Cord Tensioner      | 21. Pocket & Ferrule           |
| 10a. Lift Spool (Standard)       | 22. Valance                    |
| 10b. Lift Spool (Long Drop)      | 23. Light-Block Strip          |
| 11a. Spool Support (Standard)    | 24. Bottom Rail Weight         |
| 11b. Spool Support (Long Drop)   | 25. Universal Cord Tensioner   |
| 12. Spool Support Adaptor        | Mounting Kit (Inside/Outside)  |

## PRODUCT SPECIFICATIONS

### PART 2 – PRODUCTS

#### 2.01 ACCEPTABLE MANUFACTURER

A. Hunter Douglas Architectural / 13915 Danielson St., Ste.100/ Poway, CA 92064 / Phone: 800-727-8953 / Fax: 800-205-9819 / Website: HDarchitectural.com or architect approved equivalent.

B. Product substitutions must be approved by architect minimum of 30 days prior to close of bid.

#### 2.02 COMMERCIAL HONEYCOMB SHADES

A. **PRODUCT:** Hunter Douglas “Duette® FR Honeycomb Shades”

#### B. MATERIALS:

- FABRIC:** Permanent flame-resistant textured, non-woven polyester formed into opaque 3/4" hexagonal honeycomb cells in stacked tubular construction. Single cell construction; with each cell an independent piece of fabric and containing a metalized polyester film core. Finish selected by architect from manufacturer's available contract colors.
- HEAD/BOTTOM RAIL:** Standard 3/4" fabric type measuring 1.875" x .460" x .040" thick, EasyRise™ 2" x 1.875" x .050" thick headrail with bottom rail measuring 1.875" x .460" x .469" thick. Constructed of aluminum alloy 6063. Internally fit with components required for specified performance and designed for smooth, quiet, trouble-free operation. Finish to be standard polyester based paint with a fabric-covered valance to coordinate with fabric (EasyRise™ headrail white finish, bottom rail to coordinate with fabric). Ends fitted with polycarbonate end caps color coordinated with fabric (EasyRise™ headrail end caps white, bottom rail end caps color-coordinated to sill rail).

- LIFTING MECHANISM:** Molded engineering plastic cordlock color-coordinated to fabric with stainless steel components providing durable and crash-proof operation (EasyRise™ white engineered plastic rotary clutch mechanism provides ease of operation when continuous cord loop is activated and holds shade in place unless force is applied). Color coordinated braided polyester .035" lift cord and .086" tassel cord, tassel, and stop-ball (EasyRise™ color-coordinated braided polyester .11" continuous cord loop provides uniform cord length with polycarbonate cored tensioner for additional safety. White nylon covered polyester 2.45mm wide x 0.17mm thick lift tape allows for easy operation of heavy shades). Located on either side of individual shade unit as per architect's request.
- MOUNTING HARDWARE:** Manufacturer's standard polycarbonate universal hidden brackets (EasyRise™ nylon coated zinc-plated 1040 steel HR steel), provide a sleek, unobtrusive appearance.
- ADDITIONAL AVAILABLE OPTIONS:** Top-Down, Top-Down/Bottom-Up, 2 Blinds on 1 Headrail, Specialty Shapes, Skylight System, Hold Down Brackets, Motorization (EasyRise™: Hold Down Brackets, Motorization)

#### 2.03 FABRICATION

A. Blind measurements shall be accurate to within + 1/8" or as recommended in writing by manufacturer.

#### 2.04 FINISHES

A. **FABRIC** finish to be duotone with neutral tone facing the exterior and color selection facing the interior. Color selection from the following: Opaque (D23): 951 Daisy White, 457 Journal, 682 Platinum, 989 Bisque, 687 Toasted Almond, 695 Autumn Harvest, 686 Truffle; Semi-Opaque (D22): 951 Daisy White, 457 Journal, 907 Beach Shells, 989 Bisque, 682 Platinum, 713 Pearl Gray, 733 Patina Gray, 687 Toasted Almond, 695 Autumn Harvest, 686 Truffle, 750 Graphite, 749 Black Onyx.