

# Vertical Blinds

Our Vertical Blinds allow maximum coverage at a cost-effective price. Hunter Douglas Architectural's high-quality hardware increases product lifespan and vanes resist soil and dust to minimize maintenance.

## Cost Effective



An economical blind with designer looks. Available in vinyl and aluminum.

## Lighting Control



The selection provides a range of opacity and light control options.

## Complies with FR standards



Most materials meet all requirements of NFPA 701 small scale flammability testing for commercial applications (perforated PVC is not flame retardant and does not meet NFPA 701 requirements)

## Key Features & Options

- Available in both vinyl and aluminum, this window treatment is clean and simplistic
- Decorative Dust Cover Valances in single or double-tiered

Visit [HDarchitectural.com](http://HDarchitectural.com) for the complete fabric line selection or scan the QR code.



© Copyright Hunter Douglas Architectural 2022  
© Hunter Douglas and its product names are registered trademarks

800.272.8953 | [HDarchitectural.com](http://HDarchitectural.com)

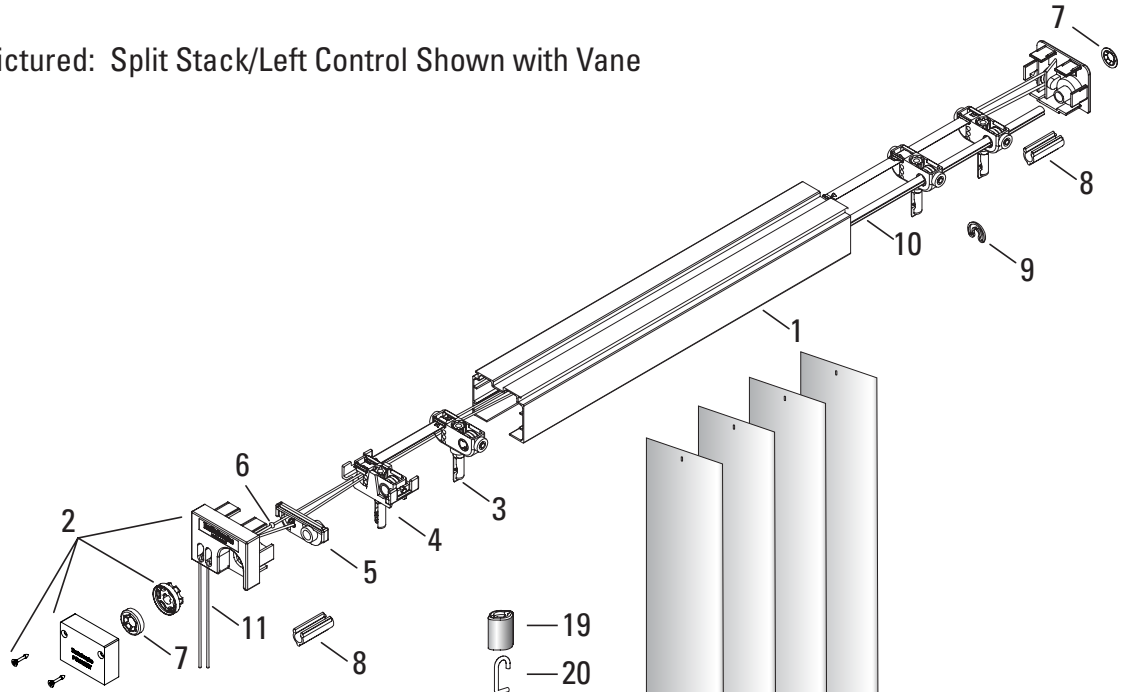


**HunterDouglas**   
Architectural

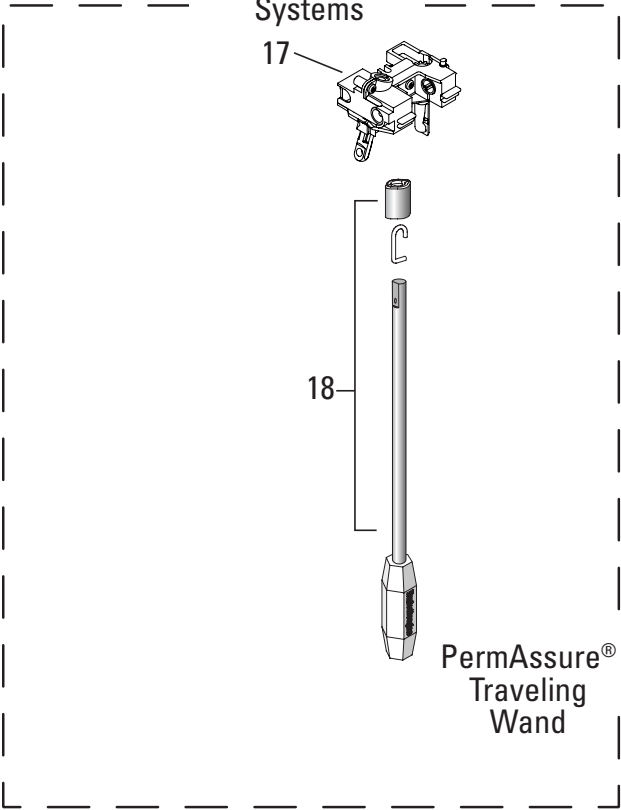
# Vertical Blinds

Pictured: Split Stack/Left Control Shown with Vane

Available in:  
 Right Stack  
 Left Stack  
 Split Stack  
 Center Stack

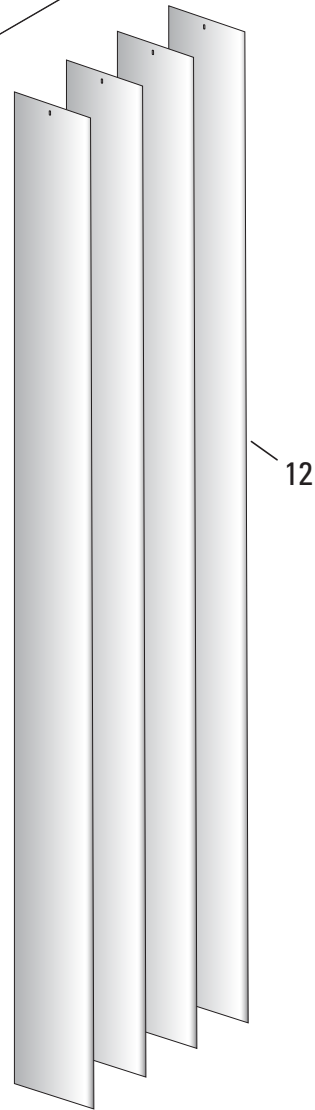


Optional Control Systems



PermAssure®  
 Traveling  
 Wand

PermAssure®  
 Fixed Wand



No.	PCN	Description
1.	Channel 7701880	16' PermaTrak® Painted Chan- Sparkle Silver
2.	7712801952	PRMATRK PRMTLTEC Assy - Grey
3.	Center Stack Carriers 1019103	3.25" PermaTrak Carrier Center Draw - White
	HR0609	3.5" PermaTrak Carrier Center Draw - White
	HR0622	3.25" PermaTrak Carrier Regular Draw - White
	1019104	3.5" PermaTrak Carrier Regular Draw - White
4.	7702801	Lead Carrier
5.	1019106	Rod Support Carrier
6.	PC0458	Rod Support Bead
7.	7704842	Star Fastener
8.	PC0570	0.25 Omega Spacer
	97844	0.75 Omega Spacer
	PC0453	1" Omega Spacer
9.	7704841	Stop C-Clip
10.	Tilt Rod PC0456	(50 PCS)
	98860	(96 PCS)
11.	2930320111	Cord HC PLTD 2.2MM Ivory
	2930320313	2.2MM Cord D22 Tan
	2930320379	RRO 2.2MM Cord D22 Medium Bronze
12.	PS0563B	Traverse Cord - Natural
	Vanes	

No.	PCN	Description
		<b>PermAssure® Traveling Wand</b>
17.	7702803	PermaTrak End Control Assy- Grey
18.	7707887	Wand Driver - White
19.	Wand Sleeve	
	7707892	White
	1021308	Bronze; 064
	1021309	Dove Gray; 180
	1021310	Rich Cream; 320
	1021311	Ash; 689
20.	1021313	Wand Hook
21.	PermAssure Wand	
	1021180	12" Wand – Rich Cream; 320
	1021183	24" Wand – Rich Cream; 320
	1021189	38" Wand – Rich Cream; 320
	1021196	48" Wand – Rich Cream; 320
	1021203	60" Wand – Rich Cream; 320
	1021184	24" Wand – White Tiara; 661
	1021190	38" Wand – White Tiara; 661
	1021197	48" Wand – White Tiara; 661
	1021204	60" Wand – White Tiara; 661
	1021182	24" Wand – Dove Gray; 180
	1021188	38" Wand – Dove Gray; 180
	1021195	48" Wand – Dove Gray; 180
	1021202	60" Wand – Dove Gray; 180
	1021181	24" Wand – Bronze; 064
	1021187	38" Wand – Bronze; 064
	1021194	48" Wand – Bronze; 064
	1021201	60" Wand – Bronze; 064
	1021185	24" Wand – Ash; 689
	1021191	38" Wand – Ash; 689
	1021198	48" Wand – Ash; 689
	1021205	60" Wand – Ash; 689

#### Parts Not Shown

KIT2728	Child Safety Kit
WCU0501	PRMATRAK WAND End Cap w/Rod Sup - Grey
WCU0502	PRMATRAK WAND End Cap Center Drw - Grey

#### Vane Accessories

7704834	3½" Vane Hanger
7708804	3½" Ballast Chain/Clip - Nickel- Plated Brass

# SPECIFICATIONS

## PART 1 – GENERAL

### 1.01 SCOPE

- A. SUPPLIER: Furnish and install Vertical Blinds (Premium Quality)
- B. RELATED WORK SPECIFIED ELSEWHERE:
  1. Section 06100: Rough Carpentry
  2. Section 08520: Aluminum Windows

### 1.02 REFERENCES

- A. FLAME-RESISTANT MATERIALS SHALL PASS OR EXCEED ONE OR MORE OF THE FOLLOWING TESTS:
  - National Fire Protection Association (NFPA) 701 (small scale for horizontal applications)
  - Department of Transportation Motor Vehicle Safety Standard 302 Flammability of Interior Materials
  - California Administrative Code Title 19
  - Federal Standard 191 Method 5903 (used by Port Authority of New York and New Jersey for drapery, curtain, and upholstery material)
  - Boston Fire Department Test BFD IX-1
  - New York State Uniform Fire Prevention and Building Code

### 1.03 SUBMITTALS

- A. PRODUCT DATA: Manufacturer's descriptive literature shall be submitted indicating materials, finishes, construction and installation instructions and verifying that product meets requirements specified. Manufacturer's recommendations for maintenance and cleaning shall be included.
- B. DRAWINGS AND DIAGRAMS: Wiring diagrams of any motorized components or units, working and assembly drawings shall be supplied as requested.
- C. SAMPLE: Responsible contracting officer or agent shall supply one sample shade of each type specified in this contract for approval. Supplied units shall be furnished complete with all required components, mounting and associated hardware, instructions, and warranty.

### 1.04 QUALITY ASSURANCE:

- A. Supplier: Manufacturer, subsidiary or licensed agent shall be approved to supply the products specified, and to honor any claims against product presented in accordance with warranty.
- B. INSTALLER: Installer or agent shall be qualified to install specified products by prior experience, demonstrated performance and acceptance of requirements of manufacturer, subsidiary, or licensed agent. Installer shall be responsible for an acceptable installation.
- C. UNIFORMITY: Provide Vertical Blind of only one manufacturer for entire project.

### 1.05 DELIVERY, STORAGE AND HANDLING:

- A. Product shall be delivered to site in manufacturer's original packaging.
- B. Product shall be handled and stored to prevent damage to materials, finishes and operating mechanisms.

### 1.06 JOB CONDITIONS:

- A. Prior to shade installation, building shall be enclosed.
- B. Interior temperature shall be maintained between 60° F. and 90° F. during and after installation; relative humidity shall not exceed 80%. Wet work shall be complete and dry.

### 1.07 WARRANTY:

- A. Lifetime Limited Warranty. Warranty limitations apply to vertical headrail, cord, & fabrics. Specific product warranties available from manufacturer or its authorized agent.

## PART 2 – PRODUCTS

### 2.01 ACCEPTABLE MANUFACTURER

- A. **Hunter Douglas Architectural / 800-727-8953 Fax: 800-205-9819/ Website: [HDarchitectural.com](http://HDarchitectural.com)**, or architect approved equivalent.
- B. Product substitutions must be approved by architect minimum of 30 days prior to close of bid.

### 2.02 VERTICAL BLINDS

- A. PRODUCT: **Hunter Douglas "Contract Vertical Blind"**
- B. MATERIALS:
  1. LOUVERS: Vinyl extruded from PVC 3 1/2" wide x .032" maximum thickness curved (optional flat or perforated) with standard overlap of not less than 3/8" and stacking 7/32" apart. Curved .008" gauge 3 1/2" wide heat-treated extruded aluminum, dip coated with baked polyester coating. Finish with manufacturer's standard colors selected by architect from manufacturer's available contract colors.
  2. CHANNEL: Standard type (PermaTrak) measuring 1 3/4" X 1 5/16" X .045" thick constructed of anodized aluminum. Internally fit with .24" diameter heavy-duty extruded aluminum tilt rod, engineered polymer carrier trucks, end caps and components required for specified performance and designed for smooth, quiet, trouble-free operation.
  3. CARRIER TRUCKS: Engineered polymer 7/16" thick and 1 5/8" wide with wheels and worm-and-spur gears to ensure rotation with perfect alignment and synchronization. Solid molded engineered thermal plastic asymmetrical carrier stems provide ease of louver installation and removal. Wheel-less lead carrier moves along elongated bearing surface.
  4. ROTATION: Standard #6 (#10 for heavy duty or large applications) qualified nickel-plated brass tilt chain provides 180 degrees direct rotation by activating tilt gear within end cap assembly (#10 standard with covered end cap assembly and 3 to 1 ratio) in turn actuating heavy-duty extruded aluminum tilt rod and worm-and-spur gears in carrier trucks. Located on either side of individual blind unit as per architect's request.
  5. TRAVERSING: Stretch resistant, non-fraying, and lint free lock nit polyester cord provide traversing capabilities for side, center, and off-center draws.
  6. MOUNTING HARDWARE: Manufacturer's standard L- bracket with clip (outside mounts) & clip only (inside mounts) provide required support.
  7. ADDITIONAL AVAILABLE OPTIONS: Valance, Wand Control, Motorization - & Specialty Track (Anodized Aluminum) Headrail Systems, Paramount Headrail System.

### 2.03 FABRICATION

- A. Blind measurements shall be accurate to within  $\pm 1/8"$  or as recommended in writing by manufacturer.

### 2.04 FINISHES

- A. LOUVER finish selection from the following: (PVC Curved 3 1/2") White, Off-White, Ivory, Grey (PVC Flat 3 1/2") White, Off-White, Ivory, Grey/ (PVC Flat 3 1/2" 13% Perforated) White, Ivory, Grey/ (PVC Flat 2") White, Ivory, Grey/ (PVC Flat 2" - 13% Perforated) White, Ivory, Grey/ (Aluminum Curved 3 1/2") Off White, Onyx, Zinc, Zinc Perforated

### **PART 3 - EXECUTION**

#### **3.01 INSPECTION:**

- A. SUBCONTRACTOR shall be responsible for inspection on site, approval of mounting surfaces, installation conditions and field measurement for this work.
- B. OTHER INTERACTING TRADES shall receive drawings of shade systems, dimensions, assembly, and installation methods from subcontractor upon request.

#### **3.02 INSTALLATION:**

- A. INSTALLATION shall comply with manufacturer's specifications, standards and procedures as detailed on contract drawings.
- B. ADEQUATE CLEARANCE shall be provided to permit unencumbered operation of shade and hardware.
- C. CLEAN finish installation of dirt and finger marks. Leave work area clean and free of debris.

#### **3.03 DEMONSTRATION:**

- A. Demonstrate operation method and instruct owner's personnel in the proper operation and maintenance of the blinds.

#### **3.04 SCHEDULE:**

- A. EXTERIOR WINDOWS:
- B. INTERIOR RELIGHTS: