

LT50 RS485

Technical Features

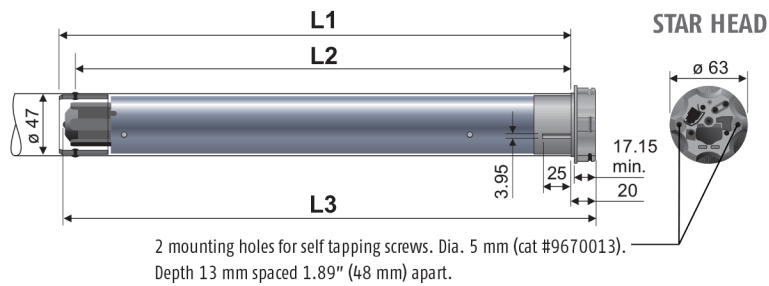
Voltage Supply	120V AC, 60Hz
Index Protection Rating	IP 44 (interior & exterior use)
Limit Switch Type	Electronic
Limit Switch Capacity	300 Turns
Temperature Working Range	-4°F to 140°F (-20°C to 60°C) Interior and exterior use
Insulation Class	Class 1 for 120V AC
Wiring	Parallel wiring allowed in accordance with NEC and local electrical codes.

Specifications

515

Torque	15 Nm
Nominal Voltage	120V / 60Hz
Rated Current	1.8A
Speed	38 rpm
Thermal Protection	4 minutes
*Sound Level	≤ 55 dBA

Dimensions



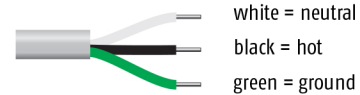
Dimensions

L1	26.57 in (675 mm)
L2	25.98 in (660 mm)
L3	26.89 in (683 mm)
SJTW Power Cable Length	9.8 ft (3 m)
Data Cable (must be ordered separately)	Customizable and available in various lengths

Optional cables with NEMA plugs available in 3 ft, 6 ft, 12 ft, 18 ft, 24 ft.

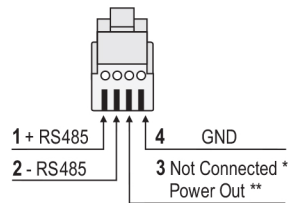
Type of power cable

120V AC / 60Hz
3 conductor cable

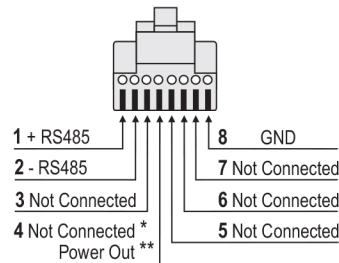


Data Cable: RJ9/RJ45 (sold separately)

RJ9 connects to motor



RJ45 connects to network



4 Cond. 26AWG modular cable with RJ9 on one end and RJ45 other end - (RTS, Z-Wave®, ZigBee® modules)

GREY WITH POWER OUT

2.5 ft long	#9018545
8 ft long	#9018546
12 ft long	#9018547
24 ft long	#9018548

4 Cond. 26AWG modular cable with RJ9 on one end and RJ45 other end - (SDN - animeo IP)

BLACK WITHOUT POWER OUT

2.5 ft long	#9018541
8 ft long	#9018542
12 ft long	#9018543
24 ft long	#9018544

* Data cable (black) for animeo IP networks
** Data cable (grey) for powering external modules