

# Somfy Connect™ LTI

Part #1870210



## Overview:

The Somfy Connect™ LTI expands the capabilities of Somfy systems providing a centralized logic center and communication bridge. Connect allows Somfy Digital Network (SDN) and Radio Technology Somfy (RTS) systems to interact with third party systems allowing the shading system to become part of a truly integrated part of commercial and residential automation systems. The Somfy Connect LTI is equipped with a real-time hardware clock for scheduling shading events. The internal clock keeps time without the need for accessing an external time server and though power loss, ensuring continuous reliable operation. The Connect has Lutron®'s Integration protocol built in allowing Lutron®'s handheld and in-wall controls from RadioRA® 2, HomeWorks® QS, Grafik Eye® QS, and Quantum® systems to operate Somfy motorized applications.



## Features Summary:

- Centralized logic center and communication bridge
- Hardware realtime clock for scheduled events
  - Astronomic events
  - Repeatable schedules
- Support for RadioRA® 2, HomeWorks® QS, Quantum®, and GRAFIK Eye® QS systems
  - Able to interpret:
    - Button press
    - Button release
    - Button Hold
    - Toggle
    - Group Raise/Lower
- 300 Programmable Lutron Home Control and communication maps
- 198 programmable timed events

## Technical Specifications:

- Input: 9–24v DC
- Power Consumption: 100ma
- Material: ABS
- Dimensions: 6" x 3.5" x 1.5"
- Operating Temperature Range: ambient
- Shipping Weight: 1 Lb.


## Optional Accessories:

- USB to RS485 Adapter 9015260
- URTSI 1810872
- Power Supply Bus & Sensor 1822440

## What's in the Box:

- Somfy Connect
- DB9 cable (6'; male to female; straight through) RX

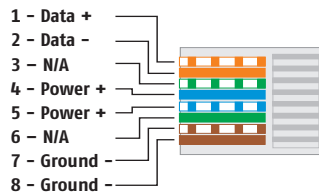
## Connections and Indicators:



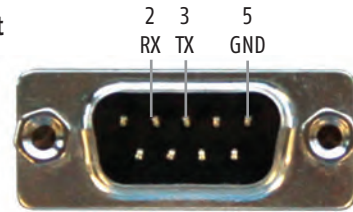
ELEMENT	FUNCTION
1 SDN BUS	RS-485 - Connect to SDN system or URTSI
2 Integration Port	RS232 - Connect to Lutron Intergration port
3 Power	3.5mm Barrel connector (female)

## Cable Pinouts:

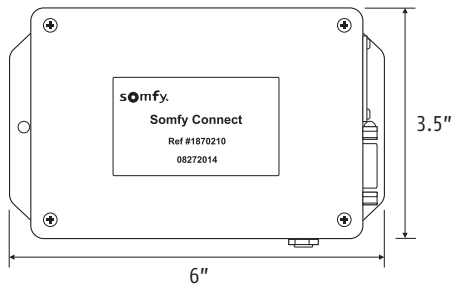
### RJ 45 Pinout



### DB9 pinout



## Dimensions:

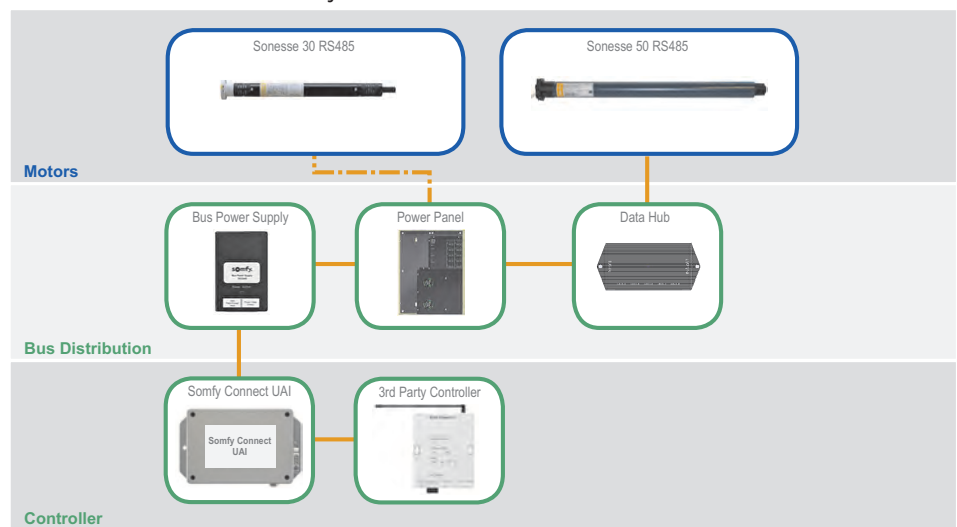


## Wiring Best Practices:

### SDN

The Somfy Connect LTI joins a SDN network through a single connection which provides communication and power. Wiring from a SDN Data Hub to the Connect should not be more than 30ft.

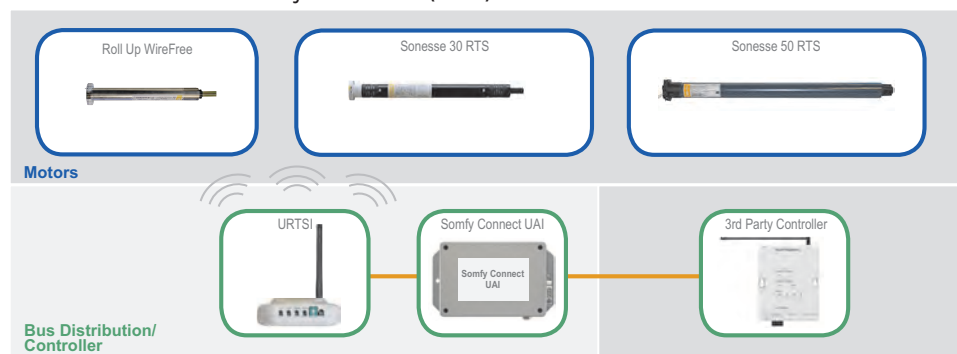
### Somfy Connect SDN with Lutron RadioRa®



### RTS

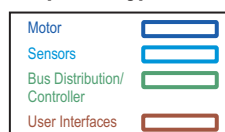
The Somfy Connect LTI RTS utilizes a URTSI to transmit RTS commands. Connect to the URTSI using a single wire connecting the SDN port of the connect and the RS-485 port of the URTSI. Additional range and channels can be added by introducing more URTSI into the system and interconnecting them through the RS485 output.

### Somfy Connect RTS (URTSI) with Lutron RadioRa®



The DB9 RS232 connection to connect to Luton's Integration port, this connection must be under 50ft in length.

### Component Types



### Wiring Connection Types

