

# Sonesse® 50 RS485

## Technical Features

<b>Voltage Supply</b>	120V AC, 60Hz
<b>Index Protection Rating</b>	IP 44 (interior & exterior use)
<b>Limit Switch Type</b>	Electronic
<b>Limit Switch Capacity</b>	300 Turns
<b>Temperature Working Range</b>	-4°F to 158°F (-20°C to 70°C) Interior and exterior use
<b>Insulation Class</b>	Class 1 for 120V AC
<b>Wiring</b>	Parallel wiring allowed in accordance with NEC and local electrical codes.

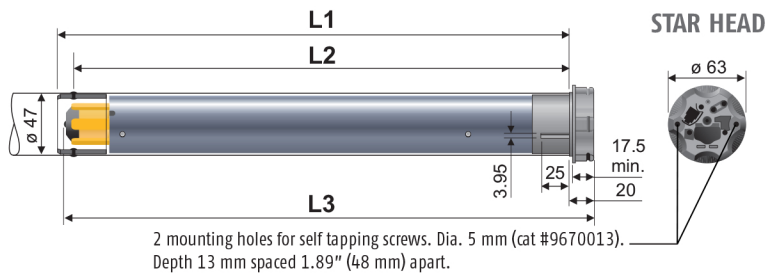
## Specifications

### 506

<b>Torque</b>	6 Nm
<b>Nominal Voltage</b>	120V / 60Hz
<b>Rated Current</b>	1.2A
<b>Speed</b>	32 rpm
<b>Thermal Protection</b>	4 minutes
<b>*Sound Level</b>	≤ 45 dBA



## Dimensions



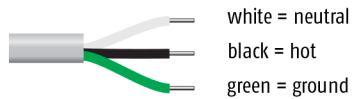
### Dimensions 506

<b>L1</b>	25.7 in (653 mm)
<b>L2</b>	25.2 in (640 mm)
<b>L3</b>	26.2 in (666 mm)
<b>SJTW Power Cable Length</b>	9.8 ft (3 m)
<b>Data Cable (must be ordered separately)</b>	Customizable and available in various lengths

Optional cables with NEMA plugs available in 3 ft, 6 ft, 12 ft, 18 ft, 24 ft.

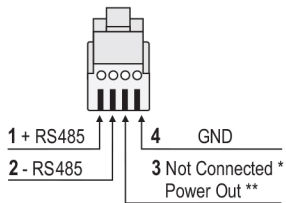
## Type of power cable

**120V AC / 60Hz**  
3 conductor cable



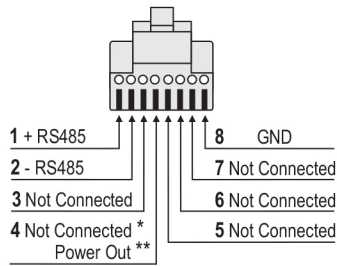
## Data Cable: RJ9/RJ45 (sold separately)

### RJ9 connects to motor



\* Data cable (black) for animeo IP networks  
\*\* Data cable (grey) for powering external modules

### RJ45 connects to network



### 4 Cond. 26AWG modular cable with RJ9 on one end and RJ45 other end - (RTS, Z-Wave®, ZigBee® modules)

**GREY WITH POWER OUT**

2.5 ft long	#9018545
8 ft long	#9018546
12 ft long	#9018547
24 ft long	#9018548

### 4 Cond. 26AWG modular cable with RJ9 on one end and RJ45 other end - (SDN - animeo IP)

**BLACK WITHOUT POWER OUT**

2.5 ft long	#9018541
8 ft long	#9018542
12 ft long	#9018543
24 ft long	#9018544