

# ShadeSense Alternative Wood Blinds

## WHY CHOOSE SHADESENSE?

ShadeSense Alternative Wood Blinds are a cost-effective alternative to wood and composite wood blinds. Constructed from engineered polymer, ShadeSense blinds are durable, easy to clean, and simple to maintain.

Ideal for large-scale projects, explore 20 colorways that will elevate any space.

## KEY FEATURES

2" and 2 1/2" Flat Slats of Engineered Polymer Material

Safe for Kids and Pets

Cordless Lift with Balanced Spring Motor for Enhanced Safety

Increased Privacy and Light Control

Easy to Mount

Backed by our Lifetime Guarantee




# ShadeSense Alternative Wood Blinds

## | Color Options

All colors shown are available in the 2" slat.


\* denotes colors available in the 2-1/2" slat.




377 & 477\* White




378 & 478\* Extra White




379 & 479\* Pure White




380 & 480\* Roman White



381 & 481\* Incredible White




376 & 476\* Antique White




374 & 474\* Ivory




375 & 475\* Alabaster




902 & 502\* Pewter




903 & 503\* Warm Gray



905 & 505\* Steel



901 & 501\* Light Gray



904 & 504\* Dark Gray




T377 White Textured



T379 Pure White Textured




T376 Antique White Textured




T902 Pewter Textured



T903 Warm Gray Textured



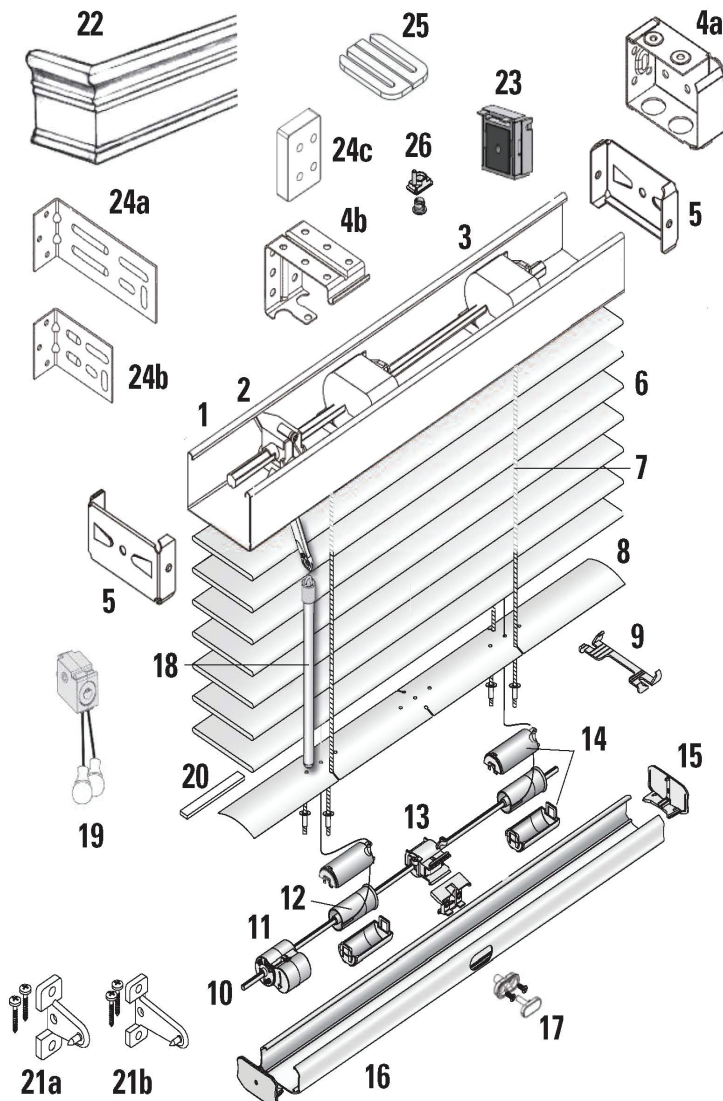
362 Gray Wash



361 Sea Mist

# ShadeSense Alternative Wood Blinds

## ShadeSense Alternative Wood Blinds Cordless



### PRODUCT COMPONENTS – CORDLESS LIFT & LOCK™

#### STANDARD PARTS

1. Slim Design Headrail
2. Wand Tilter
3. Tape Drum
- 4a. Installation Bracket
- 4b. Center Support Bracket
5. End Lock End Stiffener
6. Faux Wood Slats
7. Lift Cords
8. 2" Aluminum Slat
9. 2" Top Slat Clip
10. "V" Tiltrod
11. Lift & Lock Motor
12. Lift 7 Lock Spool
13. 2" Lock Assembly
14. Support and Cover Set
15. Lift & Lock Bottomrail End Cap
16. Lift & Lock Bottomrail
17. Lift & Lock Button Screw
18. Wand Tilt
19. Cord Tilter
20. Foam Tape

#### OPTIONAL PARTS

- 21a. Lift & Lock Hold Down Brackets, Sill
- 21b. Lift & Lock Hold Down Brackets, Jamb
22. Valance
23. Magnetic Valance Clip
- 24a. Long Extension Bracket
- 24b. Short Extension Bracket
- 24c. Spacer Block
25. Bracket Shim
26. Cord Screw Adjuster