


myLink™ RTS Smartphone and Tablet Interface



OVERVIEW:

The **myLink™ RTS Smartphone and Tablet Interface** is a WiFi to Radio Technology Somfy® (RTS) bridge that can control up to 16 channels of RTS motorized products using the Somfy myLink apps for iOS and Android devices. Through the app, users can send immediate RTS commands, create scenes (a group of motorized products working together) and schedules (timed events). Users may access their myLinks from anywhere with the app's remote access feature. Though the myLink is a single-zone controller, multiple myLinks can be joined within the same system for multi-zone control. The myLink can also be used as a WiFi to RTS interface for integration with third-party control systems and is compatible with the Somfy Synergy™ API and Amazon Alexa (Recommended for spaces up to 4,000 sq. ft.).

For information about the original myLink (Legacy version), see Legacy spec sheet. Legacy myLinks are identified with the status LED and setup button on the right side of the unit, and device IDs beginning with "AAAA" (EX: AAAA1234).



TECHNICAL SPECIFICATIONS:

- 120V AC; 50-60Hz
- Ultra Low Power Wi-Fi (802.11 a/b/g/n)
- 3.64" L x 2.35" W x 1.95" H
- Radio Frequency:
 - RTS 433.42 MHz
 - WiFi: 2.4 & 5GHz
- iOS Version: 7 and higher
- Android Version: Jelly Bean and higher
- FCC ID: DWNMYLINK
- Operating Temp: 41°F to 113°F (5°C to 45°C)
- Rated Current (Amps): 10 to 50 milliamps
- Insulation Class: Class II
- For Indoor Use Only
- Enclosure:
 - PE
 - UL94V-0 flame rating
 - RoHS compliant
- Shipping Weight: 1lb


FEATURES SUMMARY:

- Control for up to 16 RTS channels per myLink™ from iOS and Android devices
- Join up to 10 myLinks together for multi-zone control
- Manually activate RTS products
- Automate window coverings with scenes and schedules
- Supports Up/Down/My/Stop commands and incremental control (tilt/brightness)
- Multiple users
- Remote access
- Integration with third-party systems over IP
- Compatible with Somfy Synergy™ API
- Compatible with Amazon Alexa and Google Assistant via IFTTT

WHAT'S IN THE BOX:

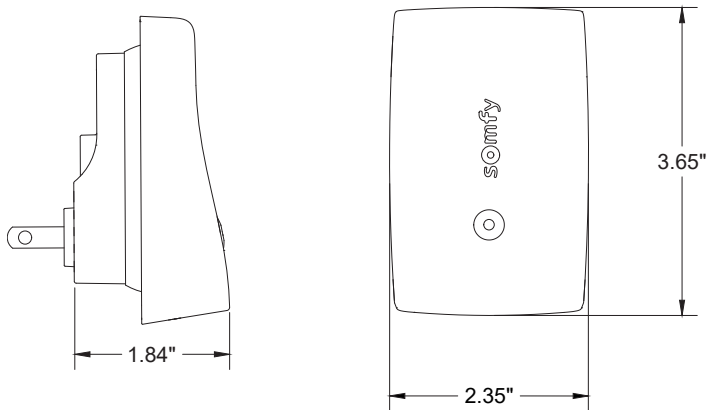
- myLink™
- Quick Start Guide

CONNECTIONS AND INDICATORS:



ELEMENT	FUNCTION
1 Setup Button	Engages setup mode
2 Status LED	<p>Solid Red: Setup mode. The myLink is ready to accept WiFi network information or have its PIN changed. This is the mode the myLink should be in out of the box.</p> <p>Solid Green: myLink is successfully connected to a WiFi network</p> <p>Slow Blinking Green: myLink is trying to connect to a WiFi network/is disconnected from its known WiFi network</p> <p>Blinking Red: myLink is sending RTS commands</p> <p>Solid Orange: Firmware update mode</p> <p>Slow Blinking Red: myLink is scanning both 2.4GHz and 5GHz bands for nearby WiFi networks</p>
3 AC Prongs	AC prongs

DIMENSIONS:



BEST WIRING PRACTICES

Before installing the myLink, make sure that the RTS system is fully operational with all motor limits set and a programmed RTS transmitter. Plan to install one myLink per zone. Actual specification and RF range will vary depending on number of RTS channels and environmental conditions (building materials, RF interference, etc.).

The diagram shown below is meant for illustrative purposes to show the connections from product to product. This device could be used in other configurations than shown below.

